

SHAHEED BHAGAT SINGH EVENING COLLEGE

(university of Delhi)

02nd March, 2022

IMPORTANT NOTICE

This is for the information of all the students of 1st Year (1st Semester), who have got admission in this College during the academic year 2021-22 that they are required to fill the mandatory online examination form of the University of Delhi at the link given below for the forthcoming semester examination to be held in the month of March 2022 in terms of Delhi University Notification No. Exam.VII/10 dated 02nd March, 2022.

The last date for the submission of online Examination form is 15.03.2022 (Monday) upto 5.30 pm.

Link for filling up Examination Form:

<https://slc.uod.ac.in/>

The guidelines for filling up of the Examination Form, list of Unique Paper Code with Paper Name and University Notification are available on the College website i.e. www.sbsec.org and the same are also given below for reference of the students.

In case of any difficulty, the students may contact the College office on all working days (Monday to Friday) between 02:30 pm to 05:30 pm.



(Prof. Sudhir Kumar Sinha)

PRINCIPAL **Offg. Principal**

SHAHEED BHAGAT SINGH (EVE.) COLLEGE

UNIVERSITY OF DELHI

SHEIKH SARAI-II,

NEW DELHI-110017

Copy to :

Student Notice Board

College Website

SHAHEED BHAGAT SINGH EVENING COLLEGE
(University of Delhi)

B. A. (Prog.) Sem-I (March 2022 Exam)

Paper Type	Paper Code	Paper Name
Discipline I & II	62411105	Marketing Management
	62271101	Principles of Microeconomics-I
	62291101	Physical Geography
	62311103	History of India from Earliest Times upto 300 CE
	62321101	Introduction to Political Theory
Language	62031105	English Language Through Literature
	62031106	English Fluency
	62031107	English Proficiency
	62051102	Hindi-A
	62051103	Hindi-B
	62051104	Hindi-C
	62271111	Economics (MIL) : Principles of Microeconomics-I
	62311130	History (MIL) : Communicating Culture: Tellings, Representations and Leisure
62321135	Political Science (MIL) : Administration and Public Policy	
AECC	72032801	English-A
	72052804	Hindi Bhasha or Sanspreshan

B. Com (Hons.) Sem-I (March 2022 Exam)

Paper Type	Paper Code	Paper Name
Main /Core	22411101	Financial Accounting
	22411102	Business Law
AECC	72182801	Environmental Science
Generic	12275101	Introductory Microeconomics- I
	12035902	Media and Communication skills
	12325901	Nationalism in India

B. Com (Prog.) Sem-I (March 2022 Exam)

Paper Type	Paper Code	Paper Name
Main /Core	52411101B	Financial Accounting
	52411102	Business Organization & Management
Language	52031104	English Language Through Literature
	52031105	English Fluency
	52031106	English Proficiency
AECC	72182801	Environmental Science

B. A. (Hons.) Geography Sem-I (March 2022 Exam)

Paper Type	Paper Code	Paper Name
Main/Core	12291101	Geomorphology
	12291102	Cartographic Techniques
AECC	72032801	English-A
	72052803	Hindi Bhasha or Sanspreshan
Generic	22415104	Business Organization and Management
	12275101	Introductory Microeconomics- I
	12035902	Media and Communication skills
	12315110	Delhi Through the Ages: The Making of its early Modern History
	12325901	Nationalism in India

B. A. (Hons.) Political Science' Sem-I (March 2022 Exam)

Paper Type	Paper Code	Paper Name
Main/Core	12321101	Understanding Political Theory
	12321102	Constitutional Government and Democracy in India
AECC	72032801	English-A
	72052803	Hindi Bhasha or Sanspreshan
Generic	22415104	Business Organization and Management
	12275101	Introductory Microeconomics- I
	12035902	Media and Communication skills
	12295101	Disaster Management
	12315110	Delhi Through the Ages: The Making of its early Modern History



UNIVERSITY OF DELHI

Ref. No. Exam.VII/2022/10

Dated 02nd March, 2022

NOTIFICATION

Attention: Filling up examination form for Regular Students of Semester I, Non Collegiate Women Education Board (NCWEB) students of I/III/V Semester for all Under Graduate (UG) & Post Graduate (PG) Programmes for the Academic Session 2021-2022.

All concerned students of Semester I (Regular Students) and Non Collegiate Women Education Board (NCWEB) students of I/III/V Semester for all Under Graduate (UG) & Post Graduate (PG) Programmes for the Academic Session 2021-2022 are hereby informed that the last date of submission of Examination Forms for the Examination to be held in March/April, 2022 is **15.03.2022 (Monday) at 5:30p.m.**

Student may fill the examination form by filling the form available on the following link/portal.

<https://slc.uod.ac.in>

The Students are required to pay the online fee on the above link provided by the Examination Branch. In case, student had already paid fees to the Faculty/Department/College, he/she may request for refunds from respective Faculty/Department/College.

The students need to visit the page <https://slc.uod.ac.in> and click on new registration.

Fill in your basic details like

Select Programme

Name (as on id card)

Enrolment Number

And the captch code already on screen

Click Submit button

One OTP is sent to registered email id/mobile number

Create the password on next screen and input the OTP to get registered.

After filling the examination form student should save the copy of printout for further communication. Admit Card shall be issued after confirmation of the examination form by their respective Faculty/Department/College. The User Manual for the Course Selection and Examination Form Submission for Semester I Students is attached herewith.

In case of any query/discrepancy in filling the examination form, the student may contact their respective Faculty/Department/College.

Note:

In case of students of School of Open Learning (SOL), separate provision shall be made by School of Open Learning (SOL).

O.S.D. (Examinations)

Dean (Examinations)



DU Student Portal

User Manual for the Course Selection and Examination Form Submission For Semester I Students

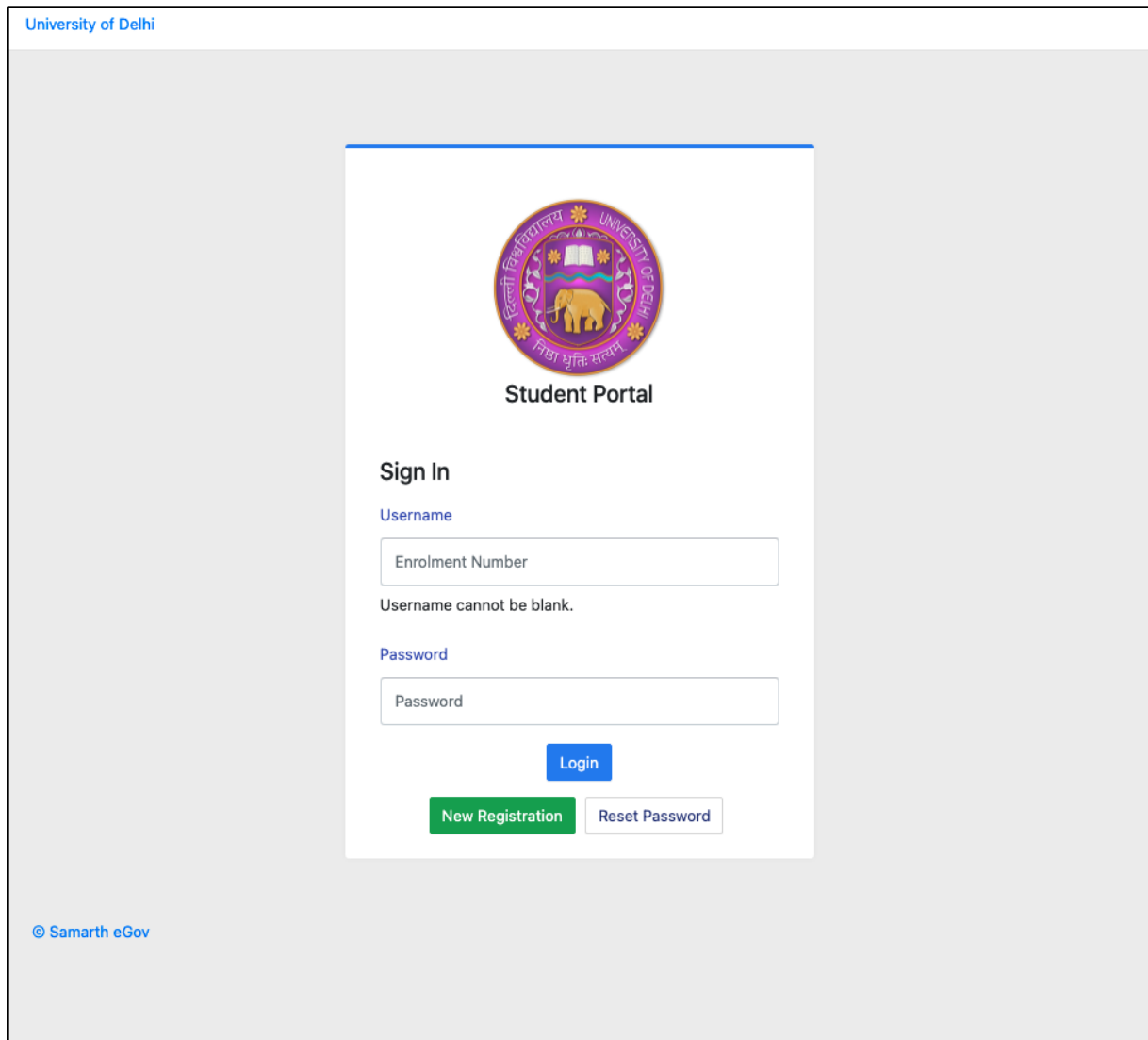
<u>Introduction</u>	<u>3-4</u>
<u>How to get University Enrolment number</u>	<u>5</u>
<u>New Student Registration (Self-Registration)</u>	<u>6-7</u>
<u>Course Selection process</u>	<u>8-14</u>
<u>Examination Form Filling (Regular and Improvement courses)</u>	<u>15-17</u>
<u>Examination Fee Submission</u>	<u>18-19</u>

Introduction

This document is the reference for students, for online submission of Examination form of University of Delhi through Samarth student portal (<https://slc.uod.ac.in>)

Login

Step 1: Open the <https://slc.uod.ac.in/> link, the homepage will appear as below:



The screenshot shows the login page of the University of Delhi Student Portal. At the top left, it says "University of Delhi". In the center, there is a circular logo of the University of Delhi with the text "UNIVERSITY OF DELHI" and "विद्यया विद्यमाना" (Vidya Vidhama) in Hindi. Below the logo, it says "Student Portal". Underneath, there is a "Sign In" section. It has a "Username" label above a text input field containing "Enrolment Number". Below this field, it says "Username cannot be blank." There is a "Password" label above another text input field containing "Password". Below the password field, there is a blue "Login" button. At the bottom of the login section, there are two buttons: a green "New Registration" button and a white "Reset Password" button. In the bottom left corner of the page, it says "© Samarth eGov".

In the student portal homepage, students will be able to see three (3) options as follows:

1. Login

- a. Already registered students can directly login using their login credentials of the portal

2. New Registration

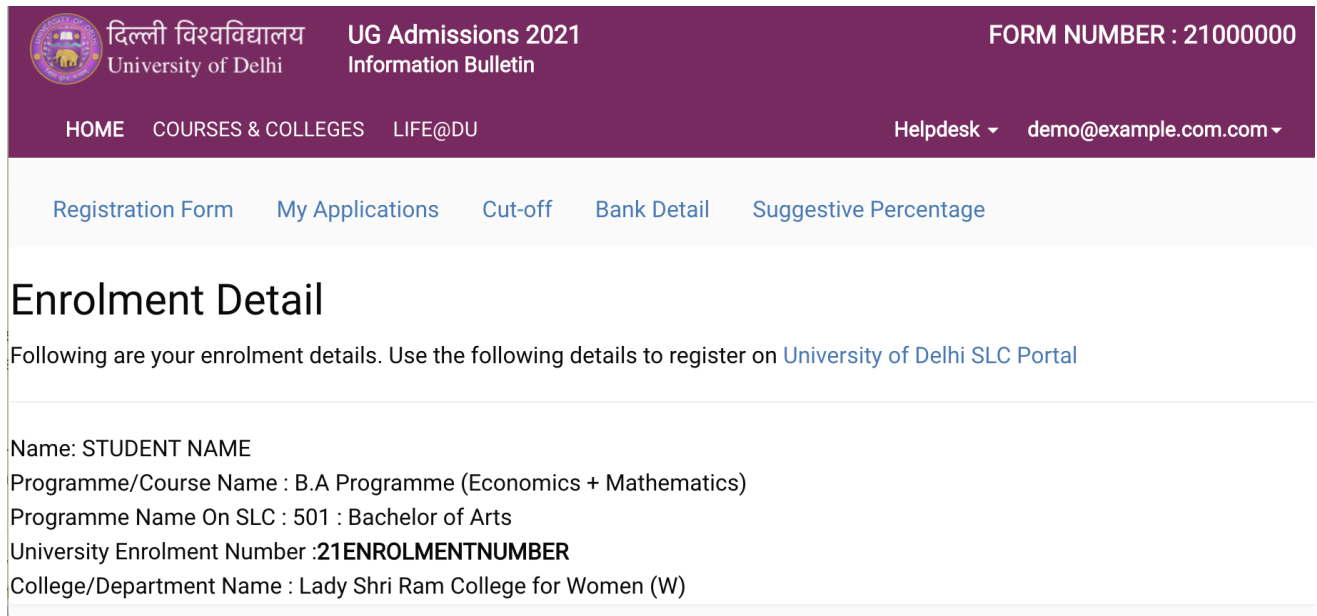
- a. Students doing first-time registration have to click on the “New Registration” option to generate their login credentials

3. Reset Password

- a. If a student forgets his/her password they can reset it using the “**Reset password**” option.

How to get University Enrolment number

Method 1 : Students can login to the 2021 admission portal <https://ugadmission.uod.ac.in/> and get their enrolment from the dashboard.



The screenshot shows the top navigation bar of the University of Delhi UG Admissions 2021 Information Bulletin. The header includes the University of Delhi logo, the text 'दिल्ली विश्वविद्यालय' and 'University of Delhi', 'UG Admissions 2021 Information Bulletin', and 'FORM NUMBER : 21000000'. Below the header is a secondary navigation bar with links for 'HOME', 'COURSES & COLLEGES', 'LIFE@DU', 'Helpdesk', and 'demo@example.com.com'. A main navigation bar contains links for 'Registration Form', 'My Applications', 'Cut-off', 'Bank Detail', and 'Suggestive Percentage'. The main content area is titled 'Enrolment Detail' and contains the following text: 'Following are your enrolment details. Use the following details to register on [University of Delhi SLC Portal](#)'. Below this, the enrolment details are listed: 'Name: STUDENT NAME', 'Programme/Course Name : B.A Programme (Economics + Mathematics)', 'Programme Name On SLC : 501 : Bachelor of Arts', 'University Enrolment Number :21ENROLMENTNUMBER', and 'College/Department Name : Lady Shri Ram College for Women (W)'.

Method 2 : Students can contact his/her College/Department to get enrolment number.

New Student Registration

Step 1. Students can register themselves by clicking on the “**New Registration**” Button,

After that, the following details need to be selected/entered by the students:

- Programme
- Name (as on ID card)
- Mode of Registration
 - Enrolment Number
- Enrolment Number

Registration Instructions for Students

- Students are advised to use their own mobile and email address details for the registration process.
- Register with your correct University Enrolment Number. If you are not able to register with your Enrolment Number please use your Examination Roll Number for registration process
- Keep record of your given user name.
- Use a strong password.

NB: If you're not able to register with your University Enrolment Number or Examination Roll Number please contact your College/Department for assistance.

© Samarth eGov

Student Registration Form

Select Programme: 503 : Bachelor of Commerce (F2F)

Name (as on ID card): DEMO

Mode of Registration: Enrolment Number

Enrolment Number: DEMO

Submit

Then, click on the  button.

After that, a new window will appear. In that, the following details need to be entered for the new registration:

- Mobile Number
 - Email Address
- (These details must be correct to receive OTP via mail)

Enter the following details to continue your registration.

Enter your mobile number

Required

Enter your email address

© Samarth eGov

Then, click on the button.

After successful verification of the OTP received via Mail/SMS, click on the button to proceed further.

Enter the one time password (OTP) sent to your email/mobile.

Enter the one time password (OTP) sent to your email/mobile

Once OTP will be verified, students need to set a password for their login in a new window

Set your password

Username : DEMO

Password

Password cannot be blank.

Confirm Password

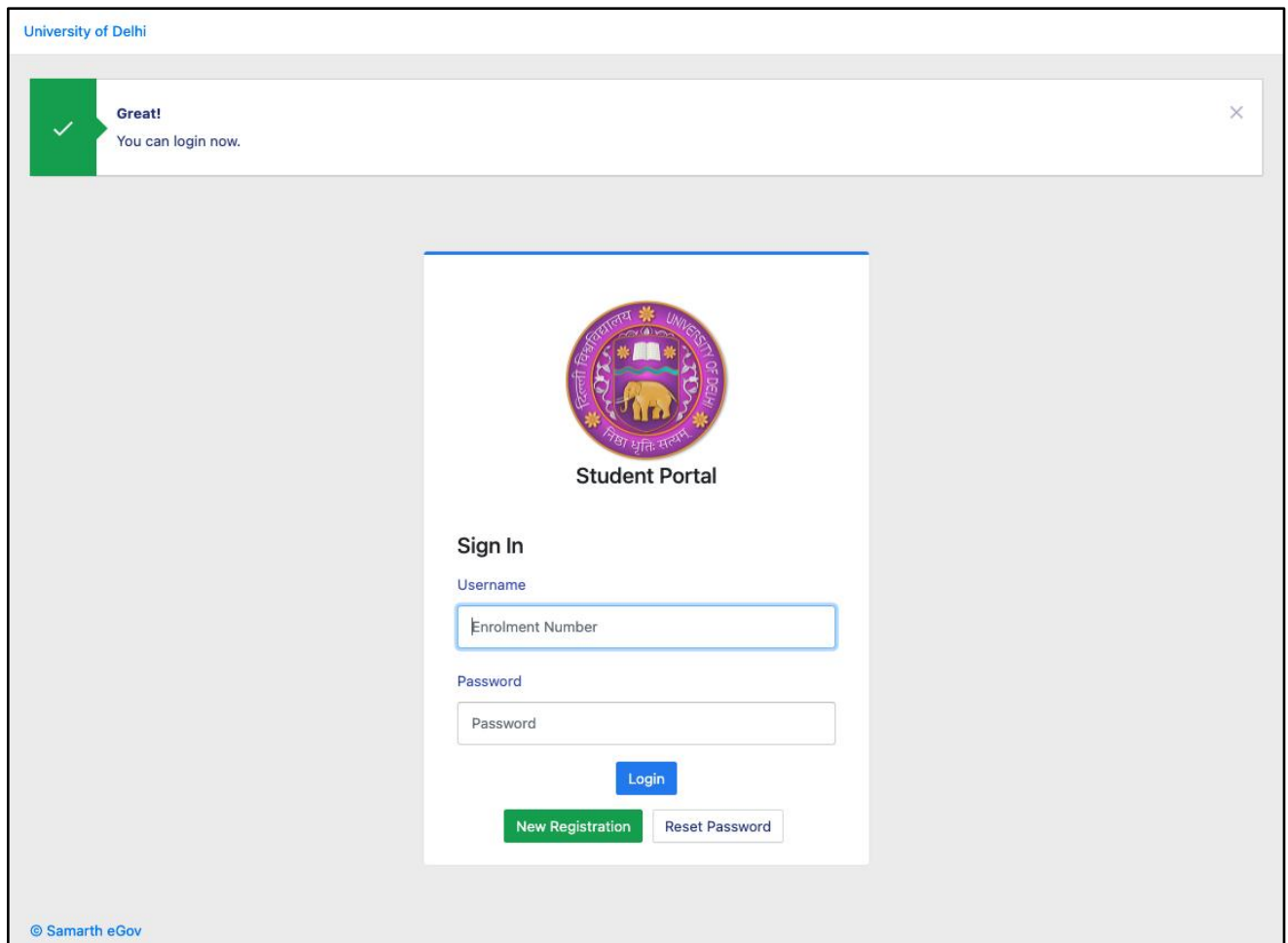
Then, click on the button.

Note: The students need to note down the username for further use.

Course Selection Process


For selection of the courses, students need to follow the below mentioned steps:

Step 1: Login to Student Portal with valid credentials



University of Delhi

Great!
You can login now.


Student Portal

Sign In

Username

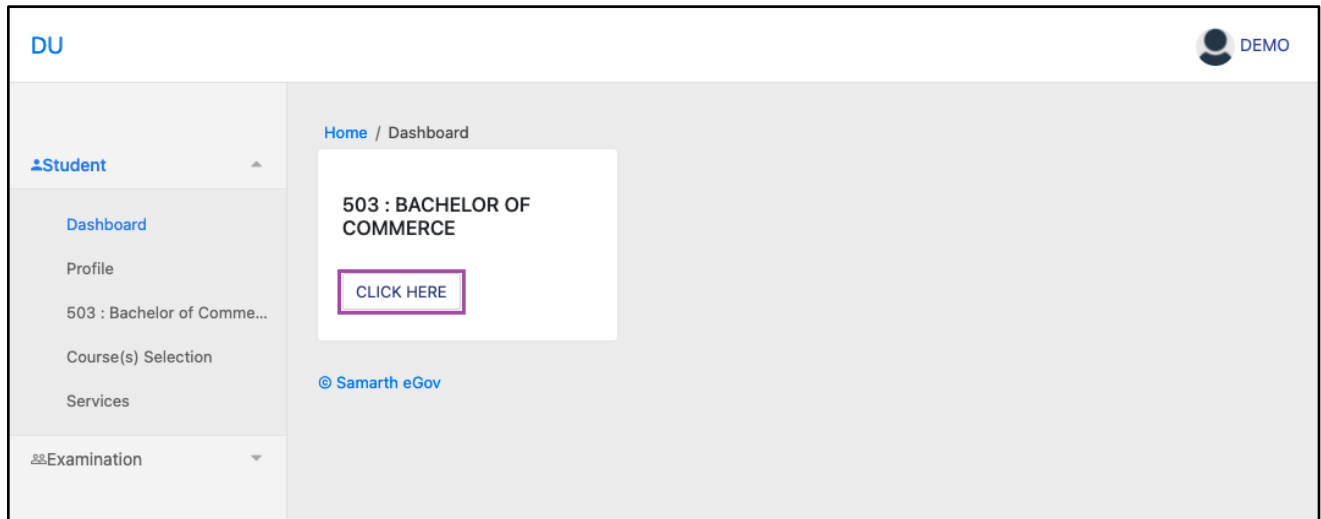
Password

[Login](#)

[New Registration](#) [Reset Password](#)

© Samarth eGov

Step 2: After successful login, the student will be redirected to the dashboard. Then the students need to click on [CLICK HERE](#) button to view/select the courses related to their respective programme.

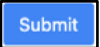


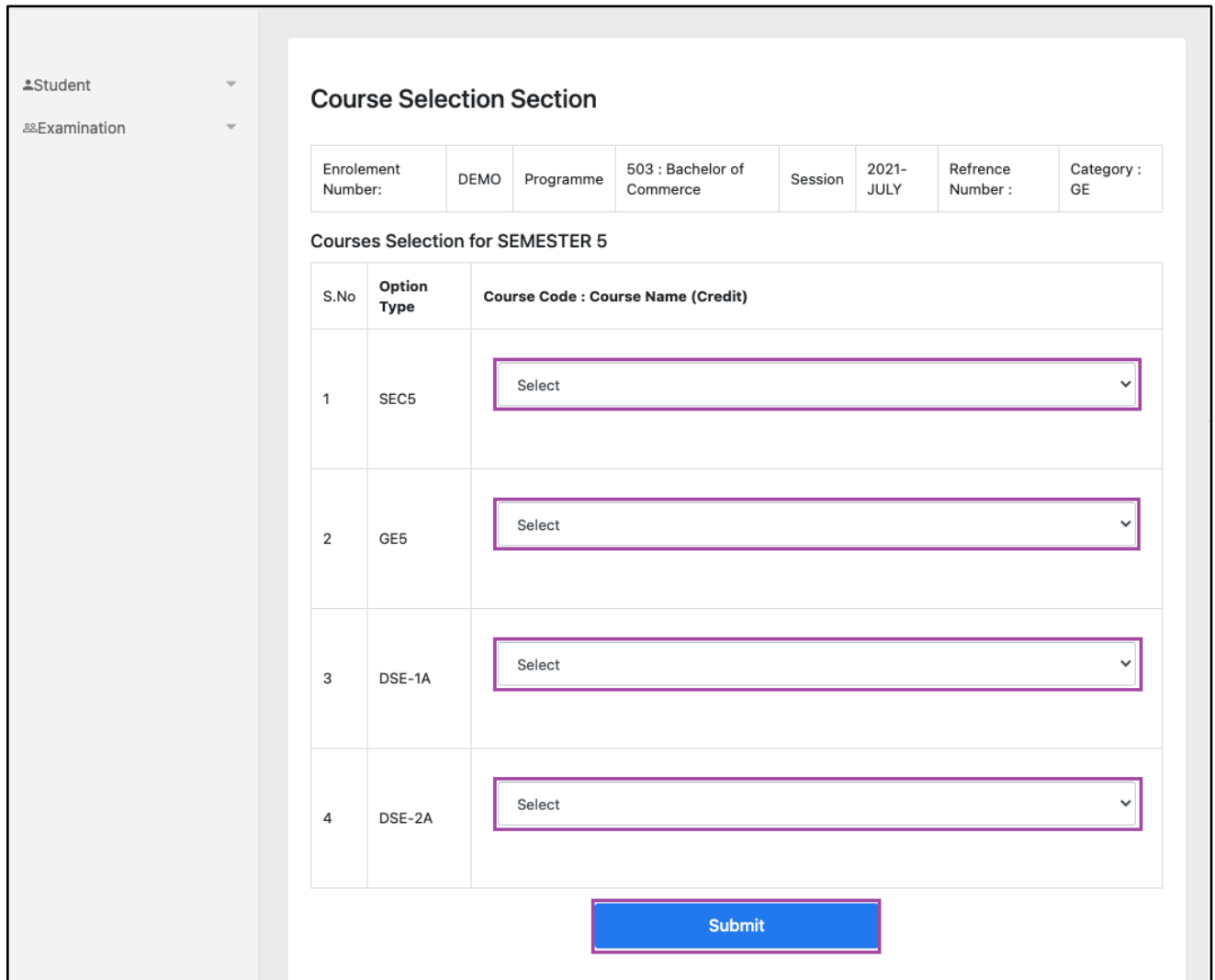
Step 3: After that, a new window will appear. Here, students can view their courses and also select their courses.

To select the courses, students need to click on [Click here to select your courses](#) button.

The screenshot shows a student portal interface. On the left is a navigation menu with 'Student', 'Programme', 'Course Selection', and 'History Course Selection'. The main content area shows the program '503 : Bachelor of Commerce' with details like 'Enrolment Number', 'Organizational unit (College)', 'Level', 'Program Type', 'Delivery Mode', and 'Examination Roll Number'. A message states 'You can apply for course selection in SEMESTER 5 of 503 : Bachelor of Commerce' with a 'Click here to select your courses' button. Below is a 'My Courses' table listing seven courses with their codes, titles, and terms.

#	Code	Title	Term	Selection Session
1	52051122	HINDI-B	1 SEMESTER	
2	52411101C	FINANCIAL ACCOUNTING (PART-A & C)	1 SEMESTER	
3	52411102	BUSINESS ORGANISATION AND MANAGEMENT	1 SEMESTER	
4	72182801	ENVIRONMENTAL SCIENCE	1 SEMESTER	
5	52031204	ENGLISH LANGUAGE THROUGH LITERATURE	2 SEMESTER	
6	52411201	BUSINESS LAWS	2 SEMESTER	
7	52411202	BUSINESS MATHEMATICS AND STATISTICS	2 SEMESTER	

Step 4: After clicking on the button, students need to select the courses from the dropdown lists. Then, click on the  button.



Enrolment Number:	DEMO	Programme	503 : Bachelor of Commerce	Session	2021-JULY	Reference Number :		Category :	GE
-------------------	------	-----------	----------------------------	---------	-----------	--------------------	--	------------	----

Courses Selection for SEMESTER 5

S.No	Option Type	Course Code : Course Name (Credit)
1	SEC5	<input type="text" value="Select"/>
2	GE5	<input type="text" value="Select"/>
3	DSE-1A	<input type="text" value="Select"/>
4	DSE-2A	<input type="text" value="Select"/>

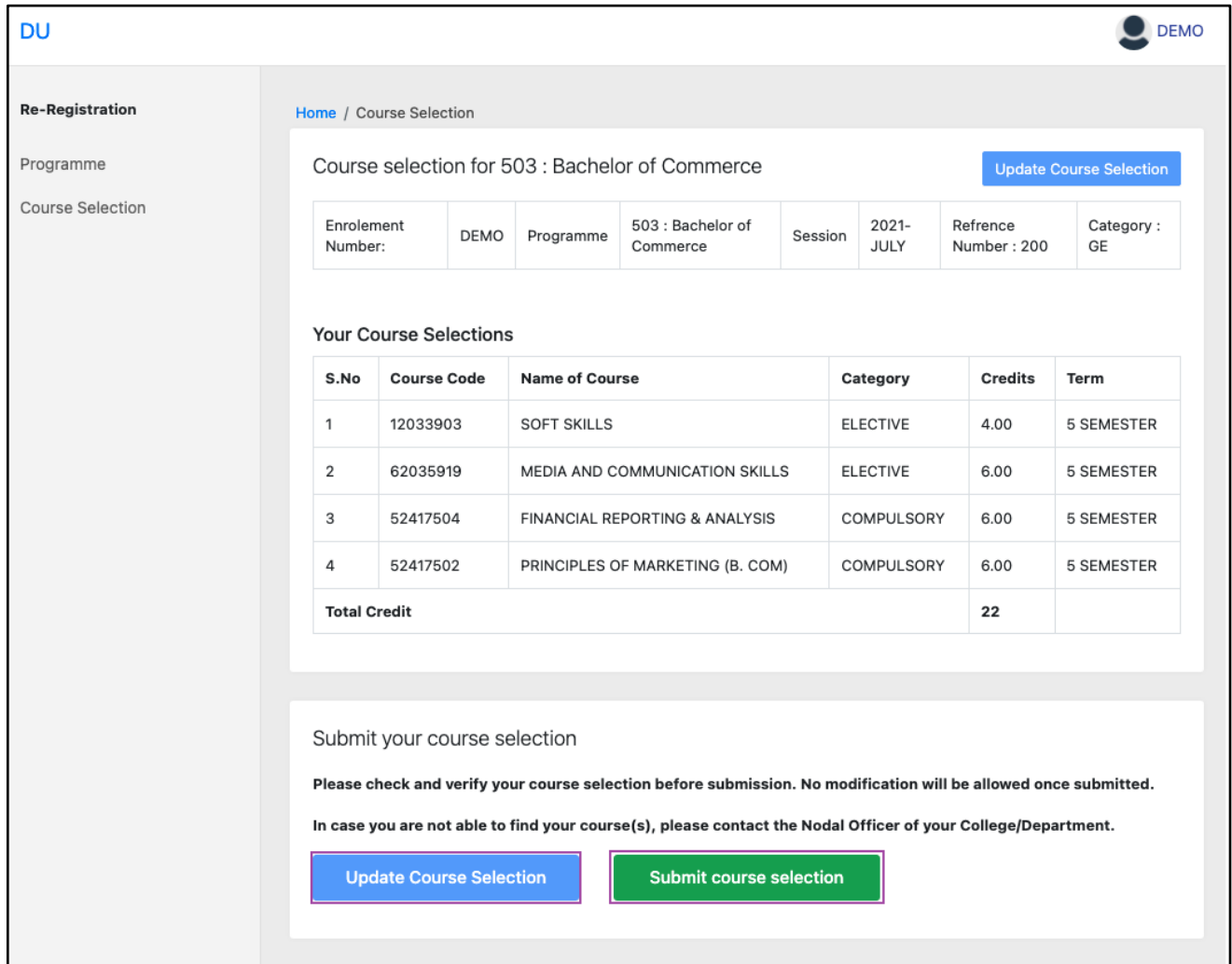
Step 5: After clicking on the **“Submit”** button, students will be able to preview the list of selected courses.

In that, Students can update their courses selection by clicking on



button.

Step 6: Then, click on  button to finally submit the selected course .



The screenshot shows the 'DU' (Delhi University) course selection interface. On the left is a navigation menu with 'Re-Registration', 'Programme', and 'Course Selection'. The main content area is titled 'Home / Course Selection' and displays 'Course selection for 503 : Bachelor of Commerce'. A blue 'Update Course Selection' button is in the top right. Below this is a table with student details: Enrolment Number (blank), DEMO, Programme (503 : Bachelor of Commerce), Session (2021-JULY), Reference Number (200), and Category (GE). The 'Your Course Selections' section contains a table with 4 rows of selected courses and a 'Total Credit' row showing 22 credits. At the bottom, there is a 'Submit your course selection' section with instructions and two buttons: 'Update Course Selection' (blue) and 'Submit course selection' (green).

DU DEMO

Re-Registration

Programme

Course Selection

[Home](#) / Course Selection

Course selection for 503 : Bachelor of Commerce [Update Course Selection](#)

Enrolment Number:	DEMO	Programme	503 : Bachelor of Commerce	Session	2021-JULY	Reference Number : 200	Category : GE
-------------------	------	-----------	----------------------------	---------	-----------	------------------------	---------------

Your Course Selections

S.No	Course Code	Name of Course	Category	Credits	Term
1	12033903	SOFT SKILLS	ELECTIVE	4.00	5 SEMESTER
2	62035919	MEDIA AND COMMUNICATION SKILLS	ELECTIVE	6.00	5 SEMESTER
3	52417504	FINANCIAL REPORTING & ANALYSIS	COMPULSORY	6.00	5 SEMESTER
4	52417502	PRINCIPLES OF MARKETING (B. COM)	COMPULSORY	6.00	5 SEMESTER
Total Credit				22	

Submit your course selection

Please check and verify your course selection before submission. No modification will be allowed once submitted.

In case you are not able to find your course(s), please contact the Nodal Officer of your College/Department.

[Update Course Selection](#) [Submit course selection](#)

Step 7: A pop-up window will appear for confirmation of selected courses. On that, click on the “OK” button.

The screenshot shows a web interface for course selection. A pop-up window is displayed in the center, containing the following text:

slc.uod.ac.in says
Please check your course selection after submission no changes will be allowed.Press OK to confirm or CANCEL to check/change your course selection.

The pop-up window has two buttons: "Cancel" and "OK".

The background page shows the following details:

- DU logo in the top left.
- Navigation menu: Home /
- Page title: Cour
- Enrollment Number: DEMO
- Programme: 503 : Bachelor of Commerce
- Session: 2021-JULY
- Reference Number : 200
- Category : GE
- Buttons: "Update Course Selection" (blue), "Cancel" (white), "OK" (blue).

Your Course Selections

S.No	Course Code	Name of Course	Category	Credits	Term
1	12033903	SOFT SKILLS	ELECTIVE	4.00	5 SEMESTER
2	62035919	MEDIA AND COMMUNICATION SKILLS	ELECTIVE	6.00	5 SEMESTER
3	52417504	FINANCIAL REPORTING & ANALYSIS	COMPULSORY	6.00	5 SEMESTER
4	52417502	PRINCIPLES OF MARKETING (B. COM)	COMPULSORY	6.00	5 SEMESTER
Total Credit				22	

Submit your course selection

Please check and verify your course selection before submission. No modification will be allowed once submitted.

In case you are not able to find your course(s), please contact the Nodal Officer of your College/Department.

Buttons: "Update Course Selection" (blue), "Submit course selection" (green).

After successful completion of the course selection a new window will appear with the message that “**Courses submitted successfully**”.

DU
DEMO

Student

Programme

Course Selection

History Course Selection

Home / Programme

i

Info!

Courses submitted successfully [click here](#)

x

503 : Bachelor of Commerce

Name	DEMO	Enrolment Number	DEMO	Organizational unit (College)	008: Bharati College
Level	BACHELOR	Program Type	DEGREE	Delivery Mode	Face to face
Examination Roll Number	DEMO				

My Courses

#	Code	Title	Term	Selection Session
1	52051122	HINDI-B	1 SEMESTER	
10	52413302	COMPUTER APPLICATIONS IN BUSINESS (PRACTICAL)	3 SEMESTER	
11	52414303	COMPANY LAW	3 SEMESTER	
12	52414304	INCOME TAX LAW AND PRACTICE	3 SEMESTER	
13	52031901	English Language Through Literature (English -A)	4 SEMESTER	
14	52413402	INVESTING IN STOCK MARKETS	4 SEMESTER	
17	52417502	PRINCIPLES OF MARKETING (B. COM)	5 SEMESTER	JULY 2021
18	62035919	MEDIA AND COMMUNICATION SKILLS	5 SEMESTER	JULY 2021
19	52417504	FINANCIAL REPORTING & ANALYSIS	5 SEMESTER	JULY 2021
20	12033903	SOFT SKILLS	5 SEMESTER	JULY 2021

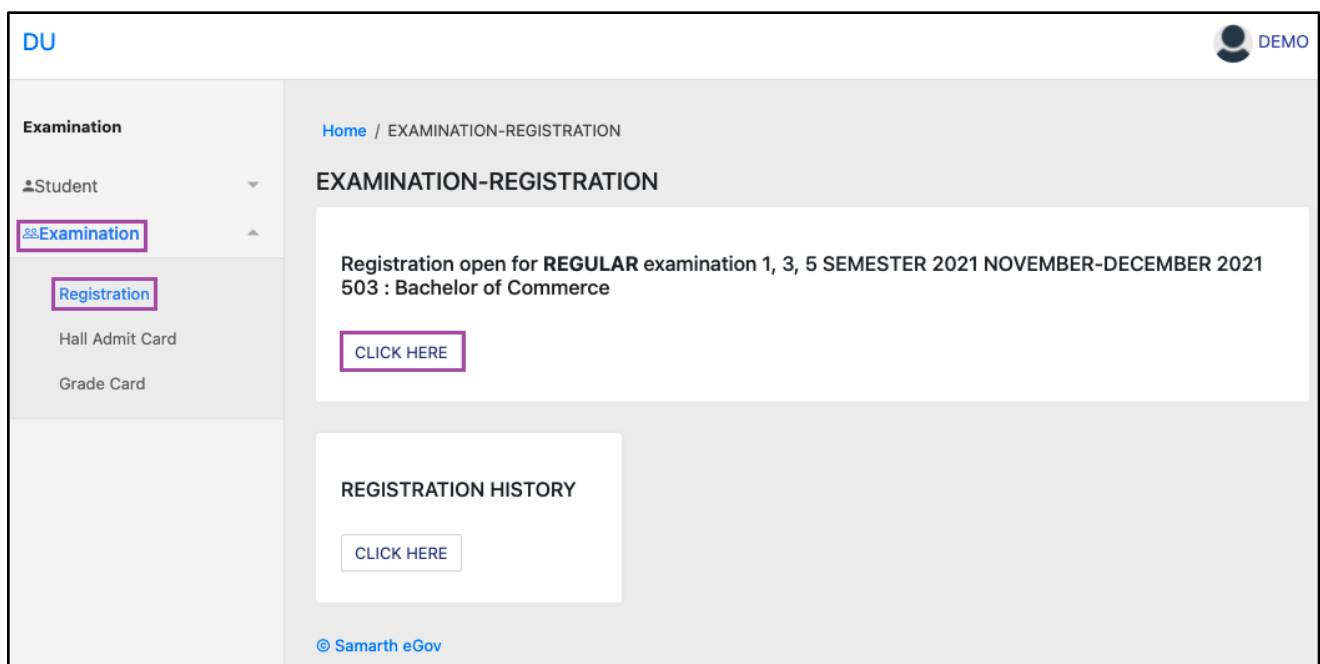
Examination Form Filling

For Examination form filling students need to click on the **Home** button.

Step 1: Then click on “**Examination**” and then click on “**Registration**”.

In that, students can see the active examination sessions.

Students need to open their examination form by clicking on the “[CLICK HERE](#)” button below their programme.



Step 2: In a new window, examination form will appear and student needs to fill the following details:

- PWD Status (YES/NO)
- Disability Percentage (If YES)
- Need of scribe in the Examination (If YES)
- Courses from the list by clicking on Checkbox of Action section

Then click on the [Submit](#) button.

DU DEMO

DECEMBER 2021 | type

Examination

Student ▾

Examination ▾

Select your PwD (Persons with Disabilities) Status

Select ▾

Percentage of Disability

Enter Disability Percentage

Select whether you need scribe in examination

Select ▾

Course(s) Selection

S.No	Course Code : Name	Course Credits	Course Term	Type	Action
1	52417502 : PRINCIPLES OF MARKETING (B. COM)	6.00	5 SEMESTER	REGULAR	<input type="checkbox"/>
2	62035919 : MEDIA AND COMMUNICATION SKILLS	6.00	5 SEMESTER	REGULAR	<input type="checkbox"/>
3	52417504 : FINANCIAL REPORTING & ANALYSIS	6.00	5 SEMESTER	REGULAR	<input type="checkbox"/>
4	12033903 : SOFT SKILLS	4.00	5 SEMESTER	REGULAR	<input type="checkbox"/>
5	52051316 : HINDI-B	6.00	3 SEMESTER	IMPROVEMENT	<input type="checkbox"/>
6	52413302 : COMPUTER APPLICATIONS IN BUSINESS (PRACTICAL)	4.00	3 SEMESTER	IMPROVEMENT	<input type="checkbox"/>
7	52414303 : COMPANY LAW	6.00	3 SEMESTER	IMPROVEMENT	<input type="checkbox"/>
8	52414304 : INCOME TAX LAW AND PRACTICE	6.00	3 SEMESTER	IMPROVEMENT	<input type="checkbox"/>

Note: Select the Course(s) from the above list (under action column) you wish to appear for examination.

Step 3: In the above window students can select the **Regular courses as well as Improvement Courses** of their respective programme.

Preview window of the form will appear where students can update their courses before the payment of the examination fee (if required).

Step 4: Click on the “Pay Examination Fee” button to proceed further.

DU
DEMO

Examination

Student ▼

Examination ▼

Roll Number	DEMO				
Email	demo@example.com	Phone	9999999999		
Examination Session : NOVEMBER-DECEMBER 2021		Examination Type :	Reference Number		
		REGULAR	: 1026		
Examination Mode : EXAMINATION		PWD Applicable : Not Applicable	Scribe Required :		
			NO		
Course(s) Selected					
S.No	Course Code : Name	Course Credit(s)	Term	Classification	Type
1	52417502 : PRINCIPLES OF MARKETING (B. COM)	6.00	5 SEMESTER	THEORY	REGULAR
2	62035919 : MEDIA AND COMMUNICATION SKILLS	6.00	5 SEMESTER	THEORY	REGULAR
3	52417504 : FINANCIAL REPORTING & ANALYSIS	6.00	5 SEMESTER	THEORY	REGULAR
4	12033903 : SOFT SKILLS	4.00	5 SEMESTER	THEORY	REGULAR
Examination fee details					
S.No	Fee Component	Amount			
1	Minimum fee for SEMESTER 5 course(s)	INR 400			
2	Statement of marks fee	INR 100			
3	Examination form fee	INR 10			
Total fee		INR 510			

The above information is true and correct to the best of my knowledge. I will be responsible for any wrong information provided by me.

Update Course(s)
Pay Examination Fee

Cancel

Examination Fee Submission (Through Payment Gateway)

After successful completion of the above mentioned steps, students are redirected to the payment gateway. Here student select/enter the following options:

- Payment Mode
- Mobile Number
- Bank options (ICICI / others)

Then, click on the “**Proceed Now**” button.

eazypay

Merchant : STUDENT LIFE CYCLE FEE PAYMENT UNIVERSITY OF DELHI
09/11/2021 17:11:928

Payment Mode

Net Banking
Debit Card
Credit Card
UPI

Transaction ID	DEMO
Amount	Rs. 510
Convenience Fee	Rs. 0.00
GST	Rs. 0.00
BILL	Rs. 510.00

Mobile No : Email ID :

Payer Name :

**Please provide the mobile number for transaction communication & viewing transaction history.*

ICICI Bank (Retail) Other Bank

Proceed Now **Cancel**

Brought to you by **ICICI Bank**

Examination

Student

Examination

[Print Application](#)

University of Delhi

Examination Form for Examination Session NOVEMBER-DECEMBER 2021

Examination Course(s) Selection for 591 : Bachelor of Science (Pass) Home Science

Name	DEMO	Enrolment Number	DEMO	Organizational Unit (College)	038: Lady Irwin College
Level	BACHELOR	Program Type	DEGREE	Delivery Mode	Face to face
Roll Number	DEMO				
Email	demo@example.com		Phone	999999999	

Examination Session : NOVEMBER-DECEMBER 2021	Examination Type : REGULAR	Reference Number : 1015
Examination Model : EXAMINATION	PWD Applicable : Not Applicable	Scribe Required : NO

Course(s) Selected

S.No	Course Code : Name	Credit	Term	Classification	Type
1	42203911 : TRAINING FOR DEVELOPMENT PRACTICAL	4.00	5 SEMESTER	PRACTICAL	REGULAR
2	42207904 : CHILD RIGHTS AND GENDER EMPOWERMENT	0.00	5 SEMESTER	THEORY AND PRACTICAL	REGULAR
3	42207909 : ENTREPRENEURSHIP DEVELOPMENT	6.00	5 SEMESTER	THEORY AND PRACTICAL	REGULAR
4	42207905 : COMMUNICATION FOR DEVELOPMENT	6.00	5 SEMESTER	THEORY AND PRACTICAL	REGULAR

Examination fee details

S.No	Fee Component	Amount
1	Minimum fee for SEMESTER 5 course(s)	INR 400
2	Fee for 4 PRACTICAL course(s)	INR 800
3	Statement of marks fee	INR 100
4	Examination form fee	INR 10
Total fee to be paid		INR 1310

The above information is true and correct to the best of my knowledge. I will be responsible for any wrong information provided by me.

Amount Paid: INR 1310.00, Payment Date : 2021-11-09 17:51:50	PG transaction number: 211109108360390, Order Id: 69
Status : SUBMITTED	Submission Date : Nov 9, 2021 5:51:51 PM

© Samarth eGov

After successful completion of the Examination Fee payment, students can download the examination form in the pdf format by clicking on the **“Print Application”** button located on the top right side of the student portal.

*****End of document*****